

PRODUCT DATASHEET

Focus the light to highlight the point , Led spot light
HYD-352-5W 3000K



Application

- Home
- Restaurant
- Exhibition Hall
- Stage
- Conference Room
- Clothing Store

Benefits

- Flicker free
- It can be used for emphasis lighting and decorative lighting
- Spot light have prominent advantages in commercial lighting
- No secondary light spot, it can create a wall washing effect

Features

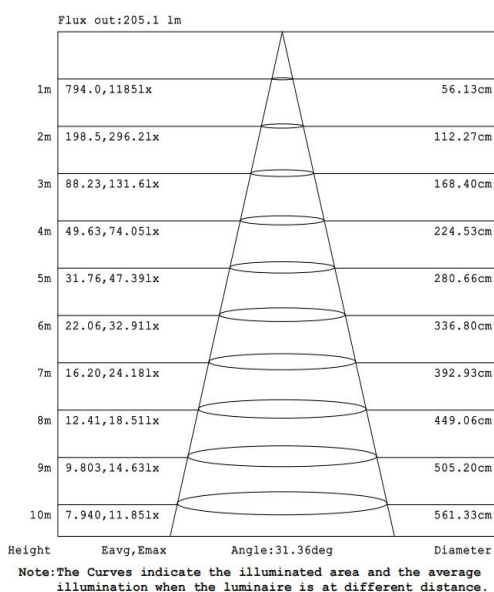
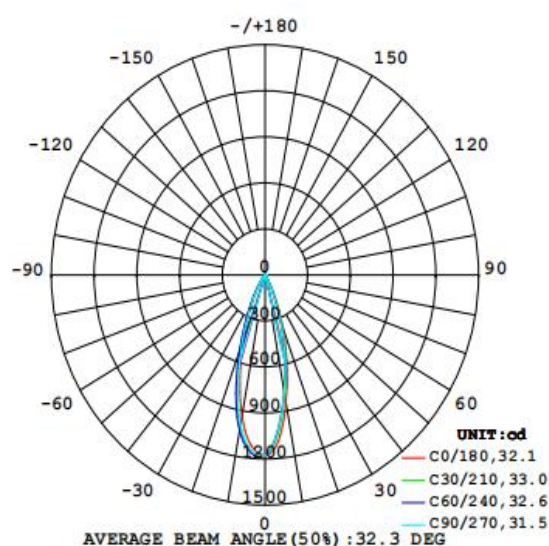
- Warranty 5 years
- Good light transmission
- Small size, light weight, buckle design, easy to install
- Die-cast aluminum, good heat dissipation, reduce light decay

Electrical Data

Nominal wattage (W)	5W
Nominal Voltage (V)	220-240 V
Mains Frequency (Hz)	50
Nominal Current (mA)	44
LED Driver Current (mA)	160
LED Driver Voltage (VDC)	30-40
LED Driver Efficiency (%)	82%
Power Factor λ	0.5
Total harmonic distortion (%)	...
Operating mode	External LED driver

Photometrical data

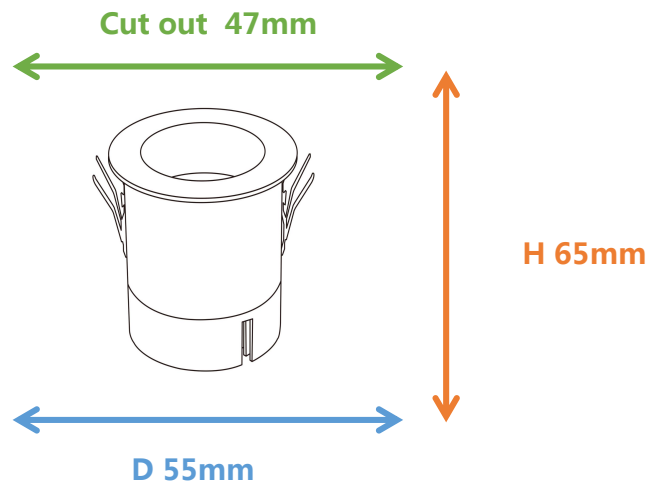
Luminous flux $\pm 10\%$ (lm)	403 lm
Luminous efficacy	68 lm/w
Color temperature	3000K
Light color (designation)	Warm White
Color rendering index Ra	≥ 80
Standard deviation of color matching	≤ 5 SDCM
Luminous intensity/cd	1183
Flickering	Flicker free
Beam angle	32 °



3000K

Dimensions & Weight

Diameter (mm)	55
Height (mm)	65
Product weight (g)	...



Material & Colors

Product color	White frame and Gray housing
Housing color	White&Gray
Body material	Aluminum
Cover material	PC
Mercury content	0.0 mg

Application & Mounting

Ambient temperature range	-10°C~+40 °C
Temperature range at storage	-10°C~+40 °C
Type of connection	Screwless terminal
Type of protection	IP20
Dimmable	No
Mounting type	Recessed
Mounting location	Ceiling
Application environment	Indoor
Cut size (mm)	47
LED module replaceable	Not replaceable
With light source	Yes

Certificates & Lifespan

Life (h)	50,000
Certificates	CB CE LVD EMC
Standards	ISO9001:2015

Logistical Data

Product code	Dimensions (L*W*H)	Pcs/ carton	G.W. kg	Volume CBM
HYD-352-5W	49*39.5*40 cm	100	...	0.07742

Installation Method

①

OFF

②

Model	Hole diameter
HYD-352-1W	18mm
HYD-352-2W	30mm
HYD-352-4W	40mm
HYD-352-5W	47mm
HYD-352-7W	60mm

③

Connect power
220-240V
50/60Hz

④ Hold back spring clips, then push downlight into position

⑤

Spring clips
Counter ceiling

⑥

ON

Disclaimer

Subject to change without notice. Errors and omission excepted. Always make sure to use the most recent release.