

PRODUCT DATASHEET

High brightness, Flicker free, IP65 - High Bay
HYD-710-100W 5000K



Application

- Warehouse
- Exhibition Hall
- Industrial Plants
- Parking lot
- Gymnasiums

Benefits

- IK08
- Flicker free.
- Protection against water & dust, IP65
- High energy saving, up to 60% Comparing to conventional Light

Features

- Clear PC Lenses
- Warranty 5 years
- Easy and quick installation
- Die-cast aluminum body for better heat dissipation, anti-corrosion, and easy maintain

March,22,2024

Product Datasheet

HYD-710-100W 5000K


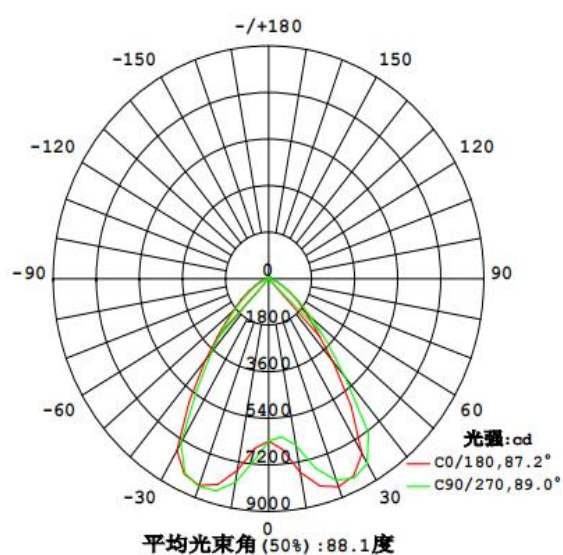
Page 1 of 4

Electrical Data

Nominal wattage (W)	100W
Nominal Voltage (V)	220-240
Mains Frequency (Hz)	50/60
Nominal Current (mA)	460
LED Driver Current (mA)	500
LED Driver Voltage (Vdc)	...
LED Driver Efficiency (%)	95%
Power Factor λ	0.97
Total harmonic distortion (%)	8%
Operating mode	Built in LED driver

Photometrical data

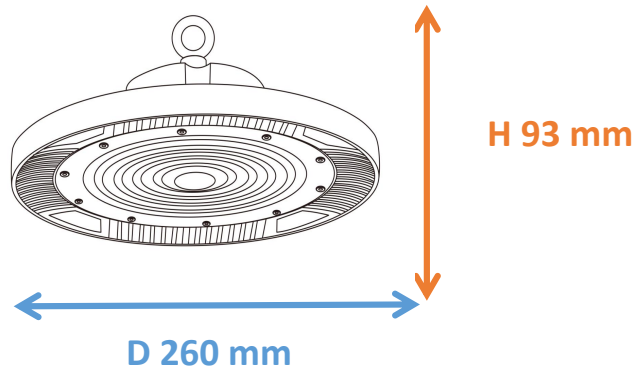
Luminous flux $\pm 10\%$ (lm)	15308 lm
Luminous efficacy	156 lm/w
Color temperature	5000K
Light color (designation)	Cold White
Color rendering index Ra	≥ 80
Standard deviation of color matching	≤ 5 SDCM
Luminous intensity/cd	8631
Flickering	Flicker free
Beam angle	88 °



5000K

Dimensions & Weight

Diameter (mm)	260
Height (mm)	93
Product weight (g)	2150



Material & Colors

Product color	Black heat sink / White lens
Housing color	Black
Body material	Aluminum
Cover material	PC
Mercury content	0.0 mg

Application & Mounting

Ambient temperature range	-40°C - +90 °C
Temperature range at storage	-40°C - +90 °C
Type of connection	Screwless terminal
Type of protection	IP65
Dimmable	No
Mounting type	Surface mounted
Mounting location	Ceiling
Application environment	Indoor/Outdoor
Cut size (mm)	No
LED module replaceable	Not replaceable
With light source	Yes

Certificates & Lifespan


Life (h)	50,000
Certificates	CB CE LVD EMC
Standards	ISO9001:2015

Logistical Data

Product code	Dimensions (L*W*H)	Pcs/ carton	G.W. kg	Volume CBM
HYD-710-100W	29×29×13.5 cm	1	...	0.01135 m ³

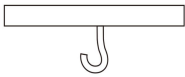
Installation Method

①



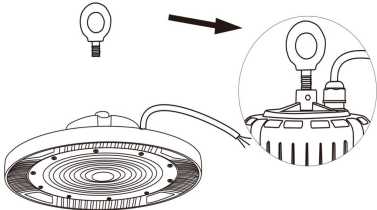
OFF

② Fix the hook ensure the fixed wall strong enough

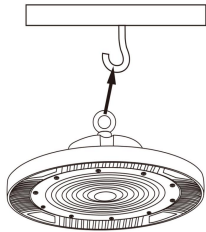


Model
HYD-710-100W
HYD-710-200W

③ Tighten the loop and fix loop screw,make sure it's stable



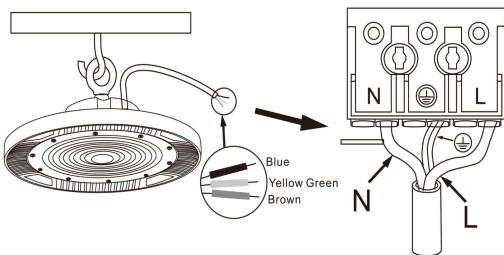
④ Put the high bay into hook and make it safe



⑤

Connect the power wire:
Brown,"L" connect to LIVE
Blue,"N" connect to NEUTRAL
Yellow-Green,connect to EARTH/GROUND


Connect power
100-240V
50/60Hz



Blue
Yellow Green
Brown

N L

⑥



ON

Disclaimer

Subject to change without notice. Errors and omission excepted. Always make sure to use the most recent release.