

## PRODUCT DATASHEET

High brightness, Flicker free, IP65 - High Bay  
HYD-710-100W 3K/4K/6K



### Application

- Warehouse
- Exhibition Hall
- Industrial Plants
- Parking lot
- Gymnasiums

### Benefits

- IK08
- Flicker free.
- Protection against water & dust, IP65
- High energy saving, up to 60% Comparing to conventional Light

### Features

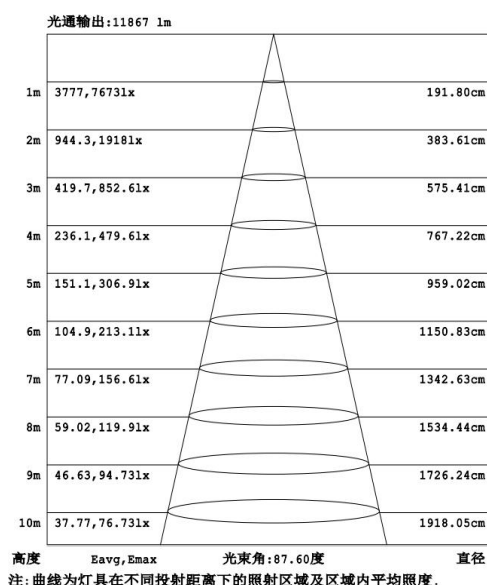
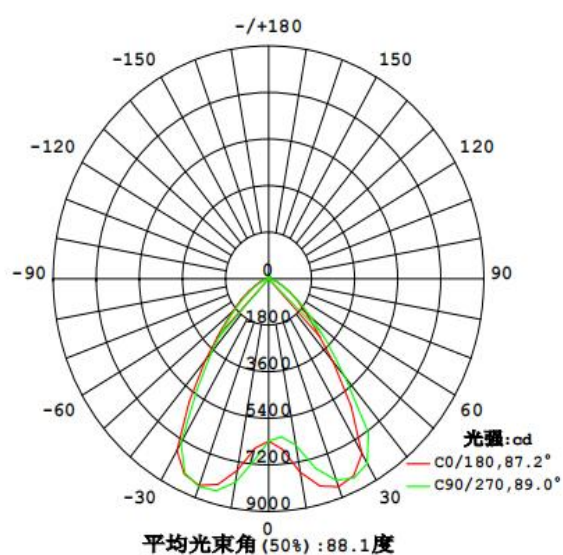
- Clear PC Lenses
- Warranty 5 years
- Easy and quick installation
- Die-cast aluminum body for better heat dissipation, anti-corrosion, and easy maintain

## Electrical Data

Nominal wattage (W)	100W
Nominal Voltage (V)	220-240
Mains Frequency (Hz)	50/60
Nominal Current (mA)	460
LED Driver Current (mA)	500
LED Driver Voltage (Vdc)	...
LED Driver Efficiency (%)	95%
Power Factor $\lambda$	0.97
Total harmonic distortion (%)	8%
Operating mode	Built in LED driver

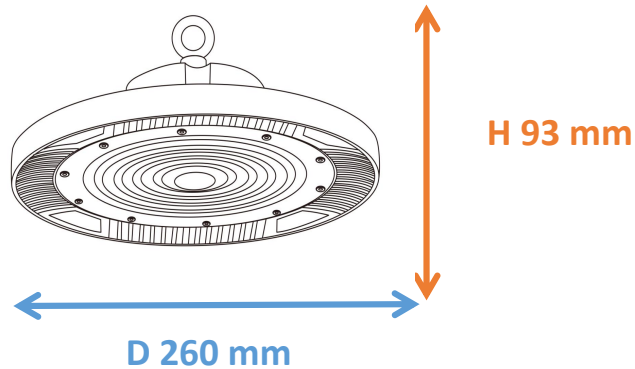
## Photometrical data

Luminous flux $\pm 10\%$ (lm)	12399.48	13777.2	15308
Luminous efficacy (lm/w)	126.36	140.4	156
Color temperature	3000K	4000K	6000K
Light color (designation)	Warm White	Nature White	Cold White
Color rendering index Ra	$\geq 80$		
Standard deviation of color matching	$\leq 5$ SDCM		
Luminous intensity/cd	8631		
Flickering	Flicker free		
Beam angle	88 °		



## Dimensions & Weight

Diameter (mm)	260
Height (mm)	93
Product weight (g)	2150



## Material & Colors

Product color	Black heat sink / White lens
Housing color	Black
Body material	Aluminum
Cover material	PC
Mercury content	0.0 mg

## Application & Mounting

Ambient temperature range	-10°C - +45 °C
Temperature range at storage	-10°C - +45 °C
Type of connection	Screwless terminal
Type of protection	IP65
Dimmable	No
Mounting type	Surface mounted
Mounting location	Ceiling
Application environment	Indoor/Outdoor
Cut size (mm)	No
LED module replaceable	Not replaceable
With light source	Yes

## Certificates & Lifespan


Life (h)	50,000
Certificates	CB CE LVD EMC
Standards	ISO9001:2015

## Logistical Data

Product code	Dimensions (L*W*H)	Pcs/ carton	G.W. kg	Volume CBM
HYD-710-100W	29×29×13.5 cm	1	...	0.01135 m <sup>3</sup>


## Installation Method

①



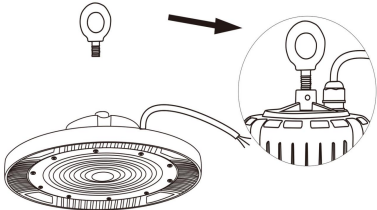
**OFF**

② Fix the hook ensure the fixed wall strong enough




Model
HYD-710-100W
HYD-710-200W

③ Tighten the loop and fix loop screw,make sure it's stable

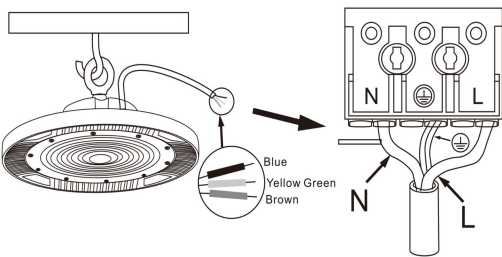


④ Put the high bay into hook and make it safe



⑤ Connect the power wire:  
Brown,"L" connect to LIVE  
Blue,"N" connect to NEUTRAL  
Yellow-Green,connect to EARTH/GROUND


**Connect power**  
100-240V  
50/60Hz



Blue  
Yellow Green  
Brown

N L

⑥



**ON**

## Disclaimer

Subject to change without notice. Errors and omission excepted. Always make sure to use the most recent release.